

Eg-ice 2021 - Hybrid workshop

Instruction for Online Presenters

Lucian Ungureanu - l.ungureanu@tu-berlin.de

Before reading these instructions, please familiarize yourself with the general instructions for participants. There you can learn everything about the tools and envisioned processes for the online workshop.

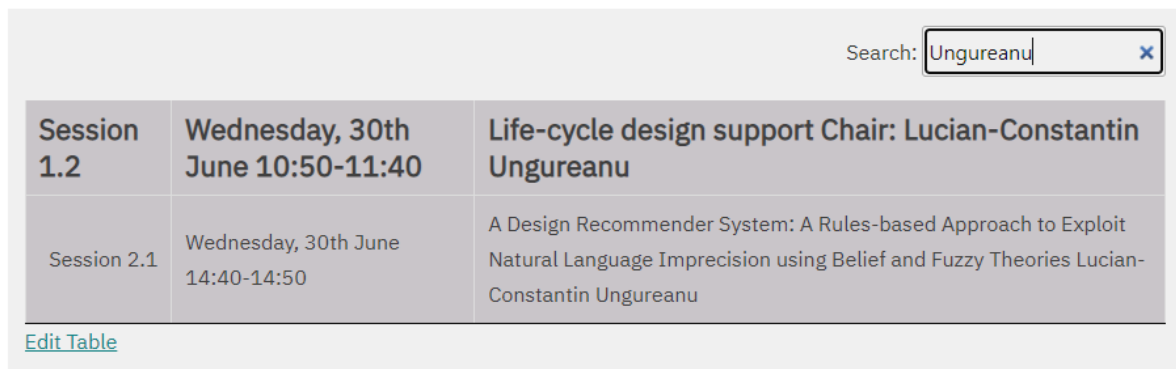
Most likely we will learn throughout the workshop and adjust processes as we go. We will announce any changes on Slack and also will update these instructions. We will share the link to the life document on Slack and the website so you can always have access to the latest version. Any suggestions for improvement are more than welcome. You find a dedicated channel on Slack to post your suggestions, but also can always contact us in person by Slack, email, or any other means.

General information

- Each paper has allotted max. 10 minutes time for presentation. Please rigorously adhere to this, and make sure that your presentation time does not exceed 10 minutes.
- After three papers, a discussion time of 20 minutes is allotted for questions, comments and discussions.

Get information about your presentation time slot:

- Go to the detailed programme: <https://berlin-2021.eg-ice.org/detailed-programme>
- Use the search box, and type your name to find the sessions your paper is assigned



Session	Date/Time	Chair/Topic
Session 1.2	Wednesday, 30th June 10:50-11:40	Life-cycle design support Chair: Lucian-Constantin Ungureanu
Session 2.1	Wednesday, 30th June 14:40-14:50	A Design Recommender System: A Rules-based Approach to Exploit Natural Language Imprecision using Belief and Fuzzy Theories Lucian-Constantin Ungureanu

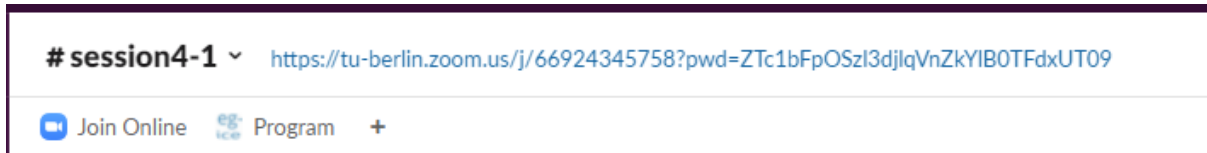
[Edit Table](#)

- Go to Slack and find the channel of your session. For example, if your paper is in the session 1.4, then the channel is **# session1-4**.
- Please log into the respective Zoom channel for your session at least **15 minutes** before your presentation starts (not the indicated time your presentation starts!!)
- Please inform your session chair about your presence at least **10 minutes** before the start of your session using the Slack channel: Indicate your name as it appears in Zoom and the title of the paper you will present.


- Please understand that it might not be possible for the chair to arrange for your presentation if you are late or do not announce yourself.


Presenting your paper with Zoom:

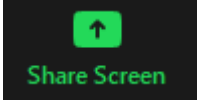
- Please make sure that you set-up zoom on the computer you plan to present from (see the instructions for participants)
- Test your presentation set-up in one of the “test and troubleshoot” sessions planned (see the test and troubleshoot channel on Slack)
- Within each session channel, the zoom link is embedded at the top of the channel view. (See button Join Online)




- The link will redirect you to Zoom
- To present your paper please use the following functionality of Zoom:

-  **activate / deactivate your microphone.** Click on the arrow nearby the microphone to access your audio settings (but test this upfront please!!!).

-  **activate/deactivate your video camera.** Clicking on the arrow, allows you to access the video settings. Again, please make sure that your camera works well and turn it on while you present. It will be nice for participants to see a face during your presentation and during the Q&A.

-  **share your screen.** It will allow you to select either a specific window or an entire display connected to your computer. If you have videos with sound embedded in your presentation, you also need to activate

Share computer sound at the bottom of the selection panel.

- Once you finish your presentation, click the stop share button: 
- While the session chair announces your paper, please share your screen and start your presentation to allow for a smooth transition
- After you finished your presentation please stop sharing.
- Please attend the entire session so you are available during the Q&A session

If you have any questions, feel free to contact the organizers via Slack, Email, or any other means that you feel appropriate.

We sincerely hope that you will enjoy the online workshop and of course that we all learn a lot from each other!